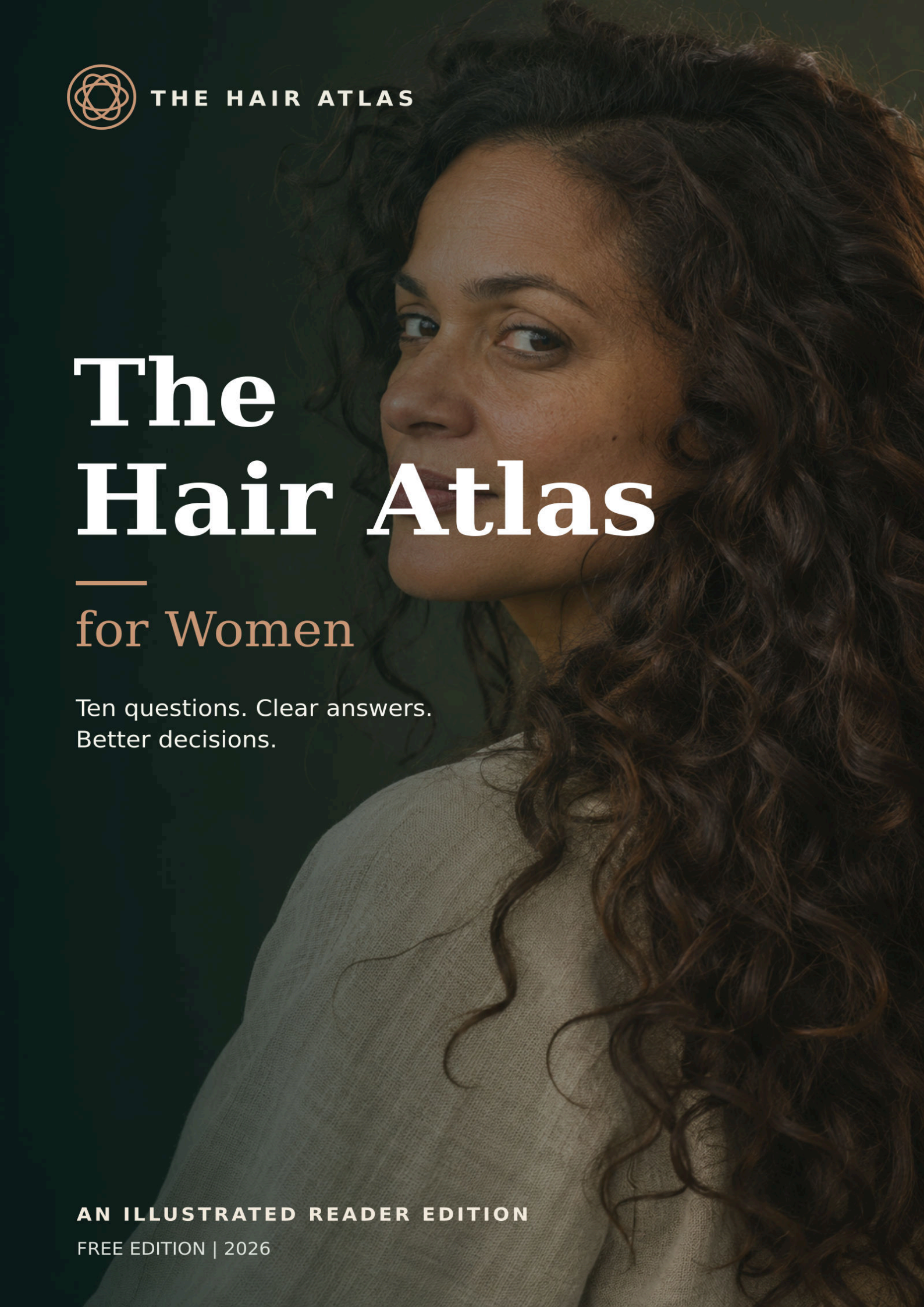

THE HAIR ATLAS

The Hair Atlas

for Women

Ten questions. Clear answers.
Better decisions.

AN ILLUSTRATED READER EDITION

FREE EDITION | 2026

An opening note to the reader

WHY THIS BOOK EXISTS

A change in your hair can be subtle or impossible to ignore. You might notice a wider part, an uncomfortable scalp, short broken ends, or more strands in the shower. Online advice can make every concern sound like a deficiency, a hormonal problem or a product opportunity. Real life is more complicated. Hair reflects genetics, health, styling, time and environment. The useful first question is not what to buy. It is what kind of change you are seeing.

WHAT YOU CAN EXPECT

The Hair Atlas brings together ten frequently raised concerns. Every chapter separates what may be happening from what you can observe, which low risk steps are reasonable, where scientific evidence has limits and when an assessment matters. It includes practical questions, reference diagrams and trusted source links. You do not need to register, buy a product or follow a prescribed routine to benefit.

OUR PROMISE

We will not label a photograph as a diagnosis, promise instant growth or pretend a single supplement can fix every concern. It is possible to care deeply about your hair while still recognizing that your value is not measured by its thickness, texture or color.

More than a book

A LARGER LEARNING PROJECT

This book is the educational foundation of a wider digital hair and scalp wellness experience now in development. We are bringing together research about biology, nutrition, sunlight, environment, daily habits and scalp care. Those subjects interact, but no questionnaire or book can prove that one factor caused an individual person's hair change.

HOW THE DIGITAL COMPANION WILL HELP

An optional web experience is being designed to ask thoughtful questions, make general guidance easier to navigate, help people identify their priorities, and support simple observation over time. It may offer a routine or schedule shaped by a reader's stated goals and circumstances. It cannot replace a qualified clinician when there may be a medical condition.

WHY THE BOOK STANDS ALONE

The essential explanations, low risk suggestions, warning signs and references are here without a paywall. The digital service may later make them more convenient or personally organized, but this book is complete without it. We want readers to become better informed before they make any decision about a service or product.

Your first hair map

THE SCALP

Itch, flakes, pain, redness or sores point first to the skin and scalp. Some conditions need prompt attention, especially when there is hair loss or inflammation.

THE EXISTING FIBER

Dryness, tangles, roughness, weathering and short fragments often involve hair fibers. Changes in handling and conditioning can help reduce damage without claiming new follicle growth.

THE FOLLICLE

A widening part, receding hairline, reduced density, sudden patches or increased shedding may involve the hair growth cycle or follicle. Many different causes share these visible patterns.

THE ESSENTIAL SAFETY SIGNAL

Rapid patchy loss, pain, pus, sores, significant inflammation, new eyebrow loss or a serious product reaction should not be managed by an ebook alone. Seek qualified care.

Contents and wayfinding

Every chapter has three illustrated parts: Understand, Act and Evidence. Figures have their own captions and source references.

01 Is my hair actually thinning? 6

02 Why am I shedding more? 12

03 Why does my hair break? 18

04 Why is it dry, frizzy or tangled? 24

05 Are flakes a sign of hair loss? 30

06 Why is my scalp oily or sensitive? 36

07 Are my styling habits hurting hair? 42

08 Can gray hair or texture changes be reversed? 48

09 How do I grow longer, fuller hair? 54

10 Will food, sleep or supplements fix it? 60

AFTER THE QUESTIONS

Myth laboratory, your appointment card, observation notebook, evidence directory and closing note.

PHOTO STUDY 01 / PATTERN CHANGES

Three ways thinning becomes visible



WHAT TO LOOK FOR

Look for a widening part, changing hairline, more visible scalp or a ponytail that feels smaller. Compare the same area in similar light at monthly intervals, not every day.

PHOTO INTEGRITY

AI generated photographic illustration, not an image of a documented patient or a diagnostic reference. Natural variation is expected, and clinical findings require professional assessment.

01 PATTERN CHANGES

Is my hair actually thinning?

WHAT MAY BE GOING ON

Sometimes the number of hairs decreases. Sometimes individual hairs become finer. Sometimes a part, temple or crown simply makes a change easier to see. Gradual pattern hair loss is common, but thyroid problems, inflammation, medication changes and other conditions can look similar. A clear diagnosis matters more than guessing from photographs.

FIGURE 01 / THE HAIR ATLAS

Three ways thinning becomes visible



CONCEPT SCHEMATIC / NOT TO SCALE SOURCES [1]

A change in scalp visibility is an observation, not a diagnosis. Different causes can produce similar appearances, and the same condition may look different across people. Consistent photographs can help explain the change during assessment.

Evidence references: [1]

NOTICE THIS

Look for a widening part, changing hairline, more visible scalp or a ponytail that feels smaller. Compare the same area in similar light at monthly intervals, not every day.

PHOTO STUDY 02 / PATTERN CHANGES

From change to informed assessment



WHAT TO LOOK FOR

If the change persists, book a clinician or dermatologist assessment. Bring a short timeline, medication list and photos taken in consistent light. Ask which diagnosis best fits your pattern and what evidence supports treatment.

PHOTO INTEGRITY

AI generated photographic illustration, not an image of a documented patient or a diagnostic reference. Natural variation is expected, and clinical findings require professional assessment.

What you can do next

USEFUL NEXT STEP

If the change persists, book a clinician or dermatologist assessment. Bring a short timeline, medication list and photos taken in consistent light. Ask which diagnosis best fits your pattern and what evidence supports treatment.

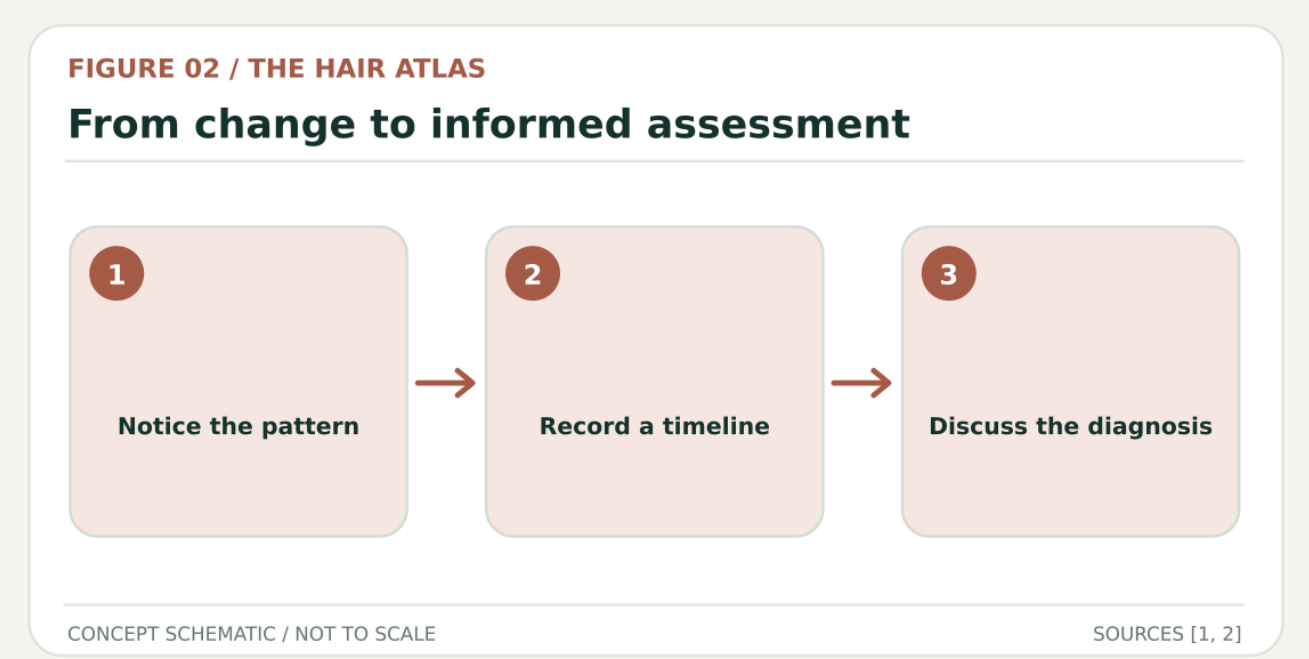

Start with what changed and when. A qualified clinician can examine the hair and scalp and determine whether additional tests might be useful. Do not infer a diagnosis from the appearance of a single photograph.

Evidence references: [1], [2]

FOR WOMEN SPECIFICALLY

A widening part or reduced ponytail fullness may be an early clue. Pregnancy, menopause and medical conditions can overlap with pattern loss. If pregnancy is possible, discuss treatment safety before using hair loss medicines.

PHOTO STUDY 03 / PATTERN CHANGES

When a hair loss medicine may be judged



WHAT TO LOOK FOR

Seek prompt assessment for sudden patches, rapid loss, scalp pain, burning, sores, marked scaling or eyebrow loss. Some inflammatory conditions can scar follicles.

PHOTO INTEGRITY

AI generated photographic illustration, not an image of a documented patient or a diagnostic reference. Natural variation is expected, and clinical findings require professional assessment.

Look beyond the claim

FIGURE 03 / THE HAIR ATLAS

When a hair loss medicine may be judged

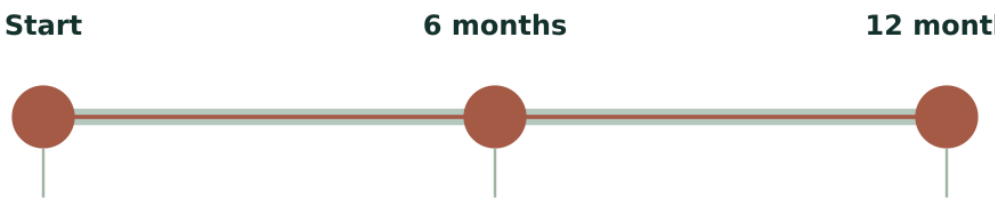

Clinical response is assessed over months

No outcome curve or individual result is implied

CONCEPT SCHEMATIC / NOT TO SCALE SOURCES [3]

For diagnosed female pattern hair loss, dermatology guidance advises allowing about 6 to 12 months to assess the response to topical minoxidil. This is not a predicted growth curve. Avoid minoxidil during pregnancy or breastfeeding, and ask a clinician about suitability.

Evidence references: [3]

A MYTH TO LEAVE BEHIND

A thinning crown is not proof that your shampoo caused hair loss. Cosmetics may change appearance and breakage, but not every follicle condition.

WHEN TO GET HELP

Seek prompt assessment for sudden patches, rapid loss, scalp pain, burning, sores, marked scaling or eyebrow loss. Some inflammatory conditions can scar follicles.

This is general education, not a diagnosis. Persistent or rapid change deserves individual assessment.

PHOTO STUDY 04 / SHEDDING

A follicle follows a repeating cycle



WHAT TO LOOK FOR

Notice whether long, full length hairs seem to shed from all over, or whether there are short broken pieces. Record the approximate start date and any major changes in the preceding months.

PHOTO INTEGRITY

AI generated photographic illustration, not an image of a documented patient or a diagnostic reference. Natural variation is expected, and clinical findings require professional assessment.

02 SHEDDING

Why am I shedding more?

WHAT MAY BE GOING ON

Hair cycles through growth, transition and rest. After an illness, childbirth, major stress, rapid weight change or some medications, more hairs may enter the shedding phase. The visible change can appear weeks or months after the trigger. This is often called telogen effluvium, but persistent shedding needs evaluation because several causes can coexist.

FIGURE 04 / THE HAIR ATLAS

A follicle follows a repeating cycle

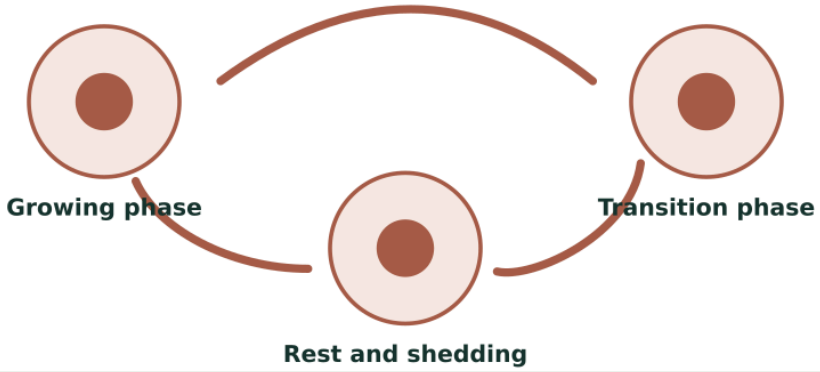

CONCEPT SCHEMATIC / NOT TO SCALE SOURCES [5]

The hair cycle is a dynamic process, not a count of permanent losses. A temporary shift can increase visible shedding even while many follicles remain active. This schematic is deliberately not drawn to time scale.

Evidence references: [5]

NOTICE THIS

Notice whether long, full length hairs seem to shed from all over, or whether there are short broken pieces. Record the approximate start date and any major changes in the preceding months.

PHOTO STUDY 05 / SHEDDING

A better shedding timeline



WHAT TO LOOK FOR

Avoid panic driven product switching. Focus on adequate meals and gentle handling. Discuss ongoing, severe or unexplained shedding with a clinician, who can decide whether examination or targeted tests are needed.

PHOTO INTEGRITY

AI generated photographic illustration, not an image of a documented patient or a diagnostic reference. Natural variation is expected, and clinical findings require professional assessment.

What you can do next

USEFUL NEXT STEP

Avoid panic driven product switching. Focus on adequate meals and gentle handling. Discuss ongoing, severe or unexplained shedding with a clinician, who can decide whether examination or targeted tests are needed.

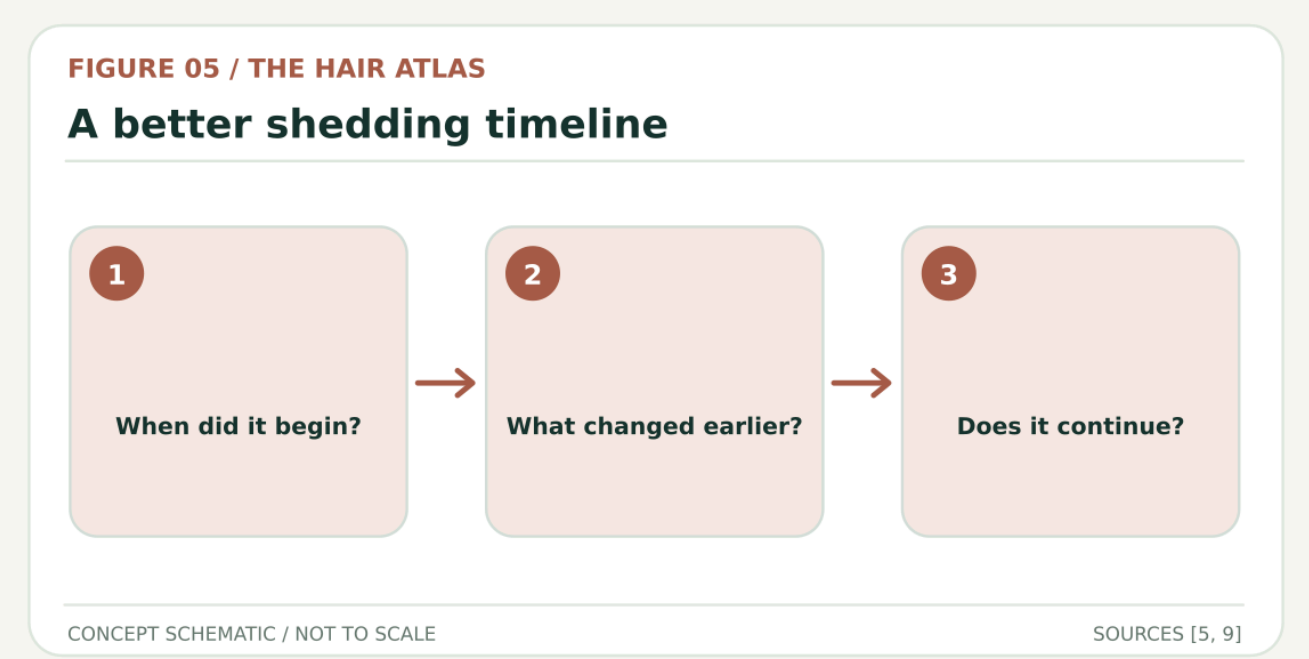

An illness, childbirth, major dietary change or another trigger may precede visible shedding. A timeline can be more useful than a single pile of shed hair. Persistent or severe change should be assessed.

Evidence references: [5], [9]

FOR WOMEN SPECIFICALLY

Postpartum shedding is common and usually temporary. Significant iron loss, dietary restriction and thyroid symptoms deserve a personal medical review rather than a blanket supplement recommendation.

PHOTO STUDY 06 / SHEDDING

A common postpartum shedding course



WHAT TO LOOK FOR

Seek care for abrupt patchy loss, painful or inflamed scalp, systemic symptoms, or extensive rapid shedding.

PHOTO INTEGRITY

AI generated photographic illustration, not an image of a documented patient or a diagnostic reference. Natural variation is expected, and clinical findings require professional assessment.

Look beyond the claim

FIGURE 06 / THE HAIR ATLAS

A common postpartum shedding course



Typical peak around month four

Individual courses can differ

CONCEPT SCHEMATIC / NOT TO SCALE SOURCES [9]

The AAD reports that postpartum shedding often peaks about four months after childbirth and that most regain normal growth by the child's first birthday. This general course does not rule out other causes; persistent symptoms deserve assessment.

Evidence references: [9]

A MYTH TO LEAVE BEHIND

A dramatic shower drain is not a reliable test of how many working follicles you have. Wash frequency changes what you see in one session.

WHEN TO GET HELP

Seek care for abrupt patchy loss, painful or inflamed scalp, systemic symptoms, or extensive rapid shedding.

This is general education, not a diagnosis. Persistent or rapid change deserves individual assessment.

PHOTO STUDY 07 / BREAKAGE

A shed fiber is not a snapped fiber



WHAT TO LOOK FOR

Look for uneven short strands, rough ends, small fragments on clothes and tangles concentrated at damaged lengths. A tapered new hair is different from a blunt or frayed broken shaft.

PHOTO INTEGRITY

AI generated photographic illustration, not an image of a documented patient or a diagnostic reference. Natural variation is expected, and clinical findings require professional assessment.

03 BREAKAGE

Why does my hair break?

WHAT MAY BE GOING ON

Hair can be damaged without falling from the follicle. Frequent friction, harsh brushing, chemical processing and high heat weaken the hair shaft. Breakage can make hair appear to stop growing because length is being lost at the ends while new hair grows at the scalp. Prevention is more reliable than products claiming to permanently repair a split fiber.

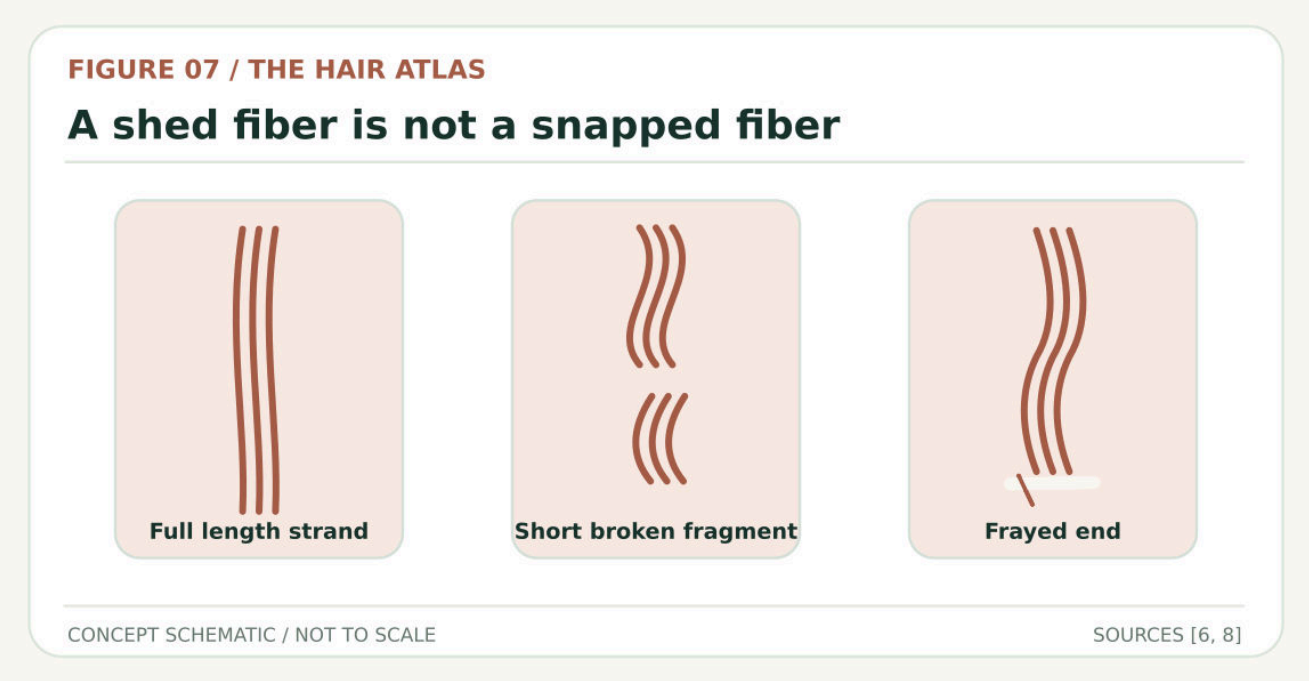

Breakage happens along the existing shaft, while shedding releases a full hair. The distinction can guide the next question, but microscopic examination may still be needed for unusual or persistent changes.

Evidence references: [6], [8]

NOTICE THIS

Look for uneven short strands, rough ends, small fragments on clothes and tangles concentrated at damaged lengths. A tapered new hair is different from a blunt or frayed broken shaft.

PHOTO STUDY 08 / BREAKAGE

The friction reduction sequence



WHAT TO LOOK FOR

Use conditioner after shampoo, detangle gently, reduce repeated heat and chemical processing, and trim visibly split ends if desired. Wet detangling technique should reflect your curl pattern and hair fragility.

PHOTO INTEGRITY

AI generated photographic illustration, not an image of a documented patient or a diagnostic reference. Natural variation is expected, and clinical findings require professional assessment.

What you can do next

USEFUL NEXT STEP

Use conditioner after shampoo, detangle gently, reduce repeated heat and chemical processing, and trim visibly split ends if desired. Wet detangling technique should reflect your curl pattern and hair fragility.

FIGURE 08 / THE HAIR ATLAS

The friction reduction sequence

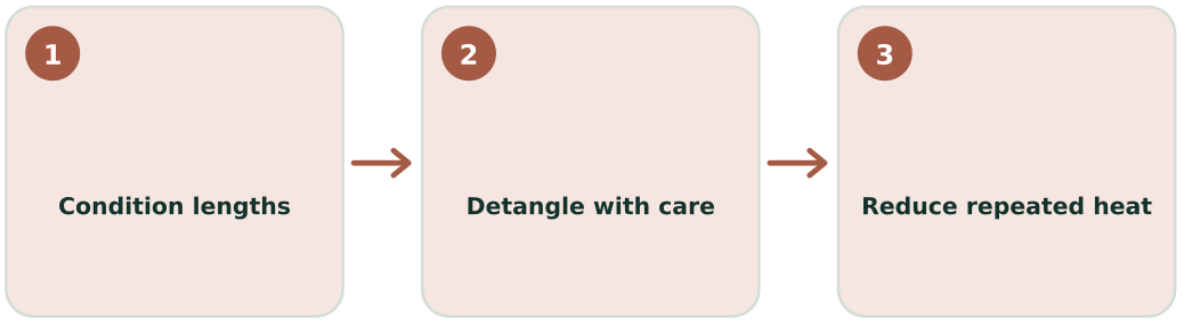

CONCEPT SCHEMATIC / NOT TO SCALE

SOURCES [6, 13]

Repeated mechanical and heat exposure can worsen shaft damage. A small, sustainable adjustment is often more useful than rapidly replacing many products at once. Detangling technique should respect curl pattern.

Evidence references: [6], [13]

FOR WOMEN SPECIFICALLY

Long lengths, bleaching, straightening, extensions and frequent tight updos can combine stressors. Review the whole styling sequence, not just the latest product.

PHOTO STUDY 09 / BREAKAGE

Length is gained and lost



WHAT TO LOOK FOR

See a professional if breakage is severe, sudden, close to the scalp, or accompanied by scalp symptoms or hair loss.

PHOTO INTEGRITY

AI generated photographic illustration, not an image of a documented patient or a diagnostic reference. Natural variation is expected, and clinical findings require professional assessment.

Look beyond the claim

FIGURE 09 / THE HAIR ATLAS

Length is gained and lost



CONCEPT SCHEMATIC / NOT TO SCALE SOURCES [6, 8]

Growing hair and keeping length are two separate processes. A routine that reduces breakage may improve visible length retention without causing more follicles to grow. No percentage is implied by the areas shown.

Evidence references: [6], [8]

A MYTH TO LEAVE BEHIND

An oil or serum may improve feel and reduce friction, but it does not biologically fuse a split end back into a permanent intact fiber.

WHEN TO GET HELP

See a professional if breakage is severe, sudden, close to the scalp, or accompanied by scalp symptoms or hair loss.

This is general education, not a diagnosis. Persistent or rapid change deserves individual assessment.

PHOTO STUDY 10 / TEXTURE

Texture influences how strands interact



WHAT TO LOOK FOR

Which sections feel rough? Did the change begin after coloring, swimming, heat, a new climate or a different wash routine? Notice whether the scalp itself is dry or only the lengths.

PHOTO INTEGRITY

AI generated photographic illustration, not an image of a documented patient or a diagnostic reference. Natural variation is expected, and clinical findings require professional assessment.

04 TEXTURE

Why is it dry, frizzy or tangled?

WHAT MAY BE GOING ON

Dry looking hair can reflect cuticle wear, natural curl structure, humidity and accumulated styling damage. The scalp produces oil, but it may not travel evenly along longer or tightly curled fibers. Hair that is more porous tends to respond differently to moisture and product films. Texture alone is not a reliable sign of nutritional deficiency.

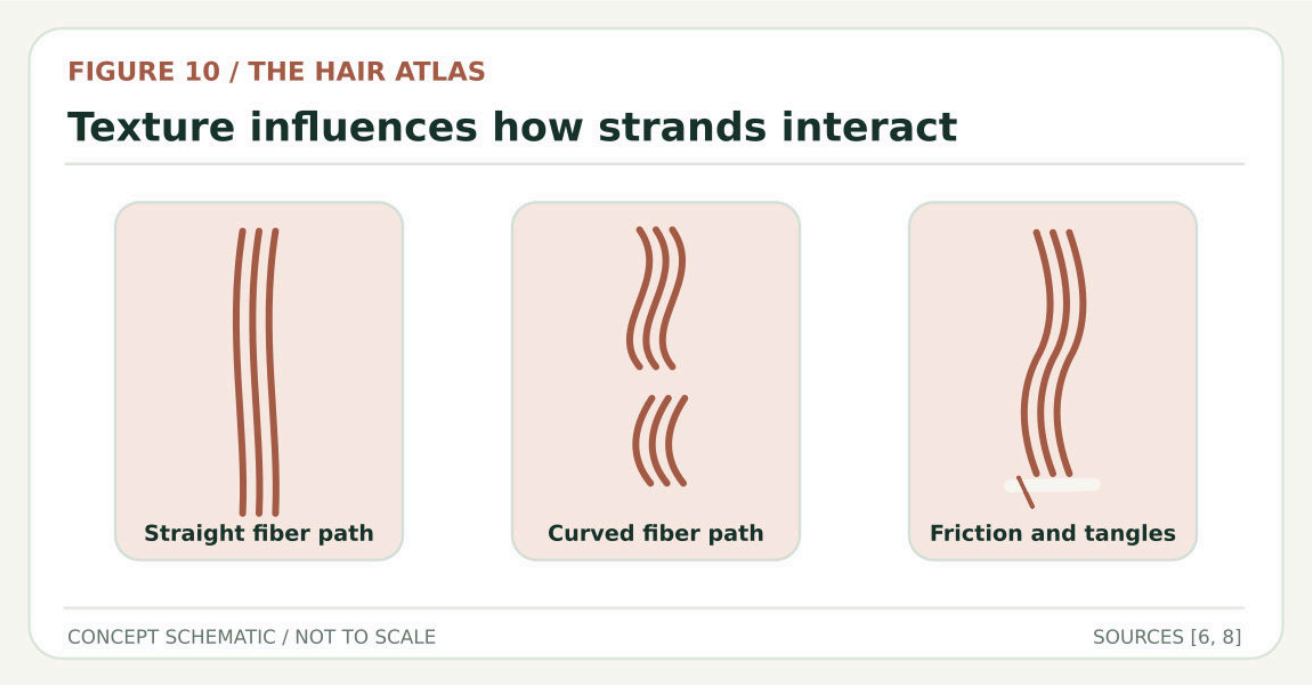

Hair curvature, surface condition and handling all affect tangles. Curly or coily hair is not inherently unhealthy. This is a simplified fiber illustration, not a test of the individual strand's porosity.

Evidence references: [6], [8]

NOTICE THIS

Which sections feel rough? Did the change begin after coloring, swimming, heat, a new climate or a different wash routine? Notice whether the scalp itself is dry or only the lengths.

PHOTO STUDY 11 / TEXTURE

Build a manageable care experiment



WHAT TO LOOK FOR

Choose a gentle cleansing pattern that suits your scalp, apply conditioner to lengths, limit damaging heat and friction, and test one change at a time. A simple leave in product may reduce tangles for some textures.

PHOTO INTEGRITY

AI generated photographic illustration, not an image of a documented patient or a diagnostic reference. Natural variation is expected, and clinical findings require professional assessment.

What you can do next

USEFUL NEXT STEP

Choose a gentle cleansing pattern that suits your scalp, apply conditioner to lengths, limit damaging heat and friction, and test one change at a time. A simple leave in product may reduce tangles for some textures.

FIGURE 11 / THE HAIR ATLAS

Build a manageable care experiment

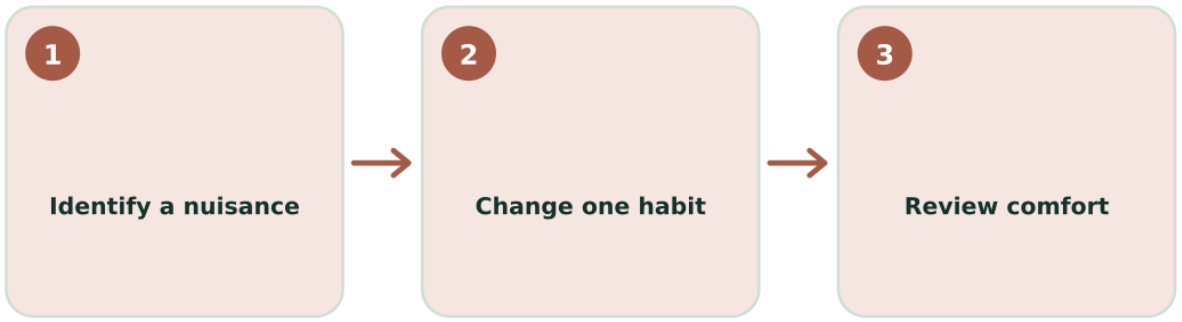

CONCEPT SCHEMATIC / NOT TO SCALE

SOURCES [6, 8]

A simple change such as gentler detangling or conditioning can be observed without claiming a medical cure. Multiple simultaneous changes make it harder to tell what helped.

Evidence references: [6], [8]

FOR WOMEN SPECIFICALLY

Curly, coily and long hair may benefit from sectioned detangling and low tension styles. Protective styling is helpful only when the style itself does not pull or irritate.

PHOTO STUDY 12 / TEXTURE

Three causes of roughness can overlap



WHAT TO LOOK FOR

Seek advice for a new major texture change with significant hair loss, scalp disease or other health changes.

PHOTO INTEGRITY

AI generated photographic illustration, not an image of a documented patient or a diagnostic reference. Natural variation is expected, and clinical findings require professional assessment.

Look beyond the claim

FIGURE 12 / THE HAIR ATLAS

Three causes of roughness can overlap



CONCEPT SCHEMATIC / NOT TO SCALE

SOURCES [6, 13]

The same rough or frizzy appearance may arise from hair structure, environmental conditions or accumulated wear. Avoid buying a treatment solely because an image resembles your hair.

Evidence references: [6], [13]

A MYTH TO LEAVE BEHIND

There is no universal best wash frequency or universal oil. Fit the routine to the scalp, fiber and lifestyle.

WHEN TO GET HELP

Seek advice for a new major texture change with significant hair loss, scalp disease or other health changes.

This is general education, not a diagnosis. Persistent or rapid change deserves individual assessment.

PHOTO STUDY 13 / SCALP FLAKES

Flakes have more than one explanation



WHAT TO LOOK FOR

Are flakes fine and dry or greasy? Is the skin red, sore, swollen or crusted? Are there well defined patches, broken hairs or changes in the eyebrows, face or ears?

PHOTO INTEGRITY

AI generated photographic illustration, not an image of a documented patient or a diagnostic reference. Natural variation is expected, and clinical findings require professional assessment.

05 SCALP FLAKES

Are flakes a sign of hair loss?

WHAT MAY BE GOING ON

Flaking can result from dandruff, seborrheic dermatitis, eczema, psoriasis, contact irritation or infection. Dandruff is common and usually manageable. Severe inflammation, a fungal infection or a scarring disorder can require different treatment, so labels from social media are not enough.

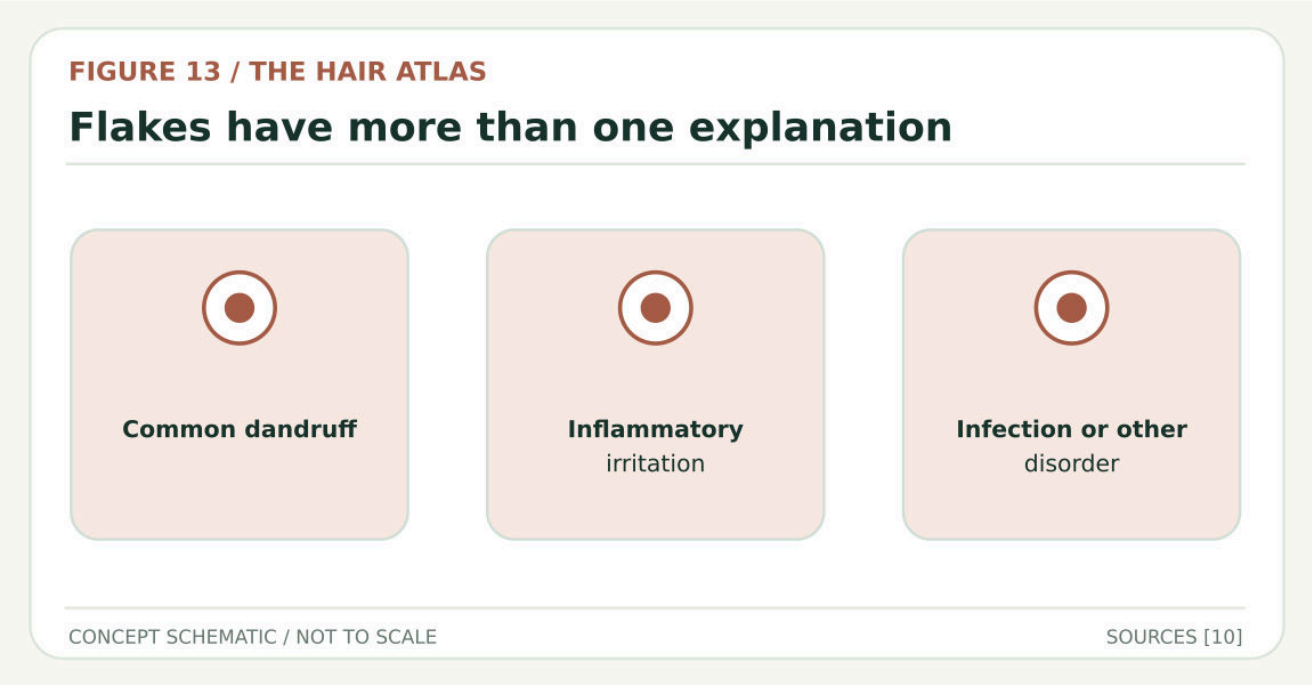

Visible flakes alone cannot reliably identify seborrheic dermatitis, psoriasis, eczema or infection. Associated pain, pus, patchy loss and inflammation change the level of concern.

Evidence references: [10]

NOTICE THIS

Are flakes fine and dry or greasy? Is the skin red, sore, swollen or crusted? Are there well defined patches, broken hairs or changes in the eyebrows, face or ears?

PHOTO STUDY 14 / SCALP FLAKES

A sensible response to scalp flakes



WHAT TO LOOK FOR

For ordinary dandruff, an appropriate medicated anti dandruff shampoo may help when used as directed on the label. Give a new approach a fair trial, and ask a pharmacist or clinician if you are uncertain.

PHOTO INTEGRITY

AI generated photographic illustration, not an image of a documented patient or a diagnostic reference. Natural variation is expected, and clinical findings require professional assessment.

What you can do next

USEFUL NEXT STEP

For ordinary dandruff, an appropriate medicated anti dandruff shampoo may help when used as directed on the label. Give a new approach a fair trial, and ask a pharmacist or clinician if you are uncertain.

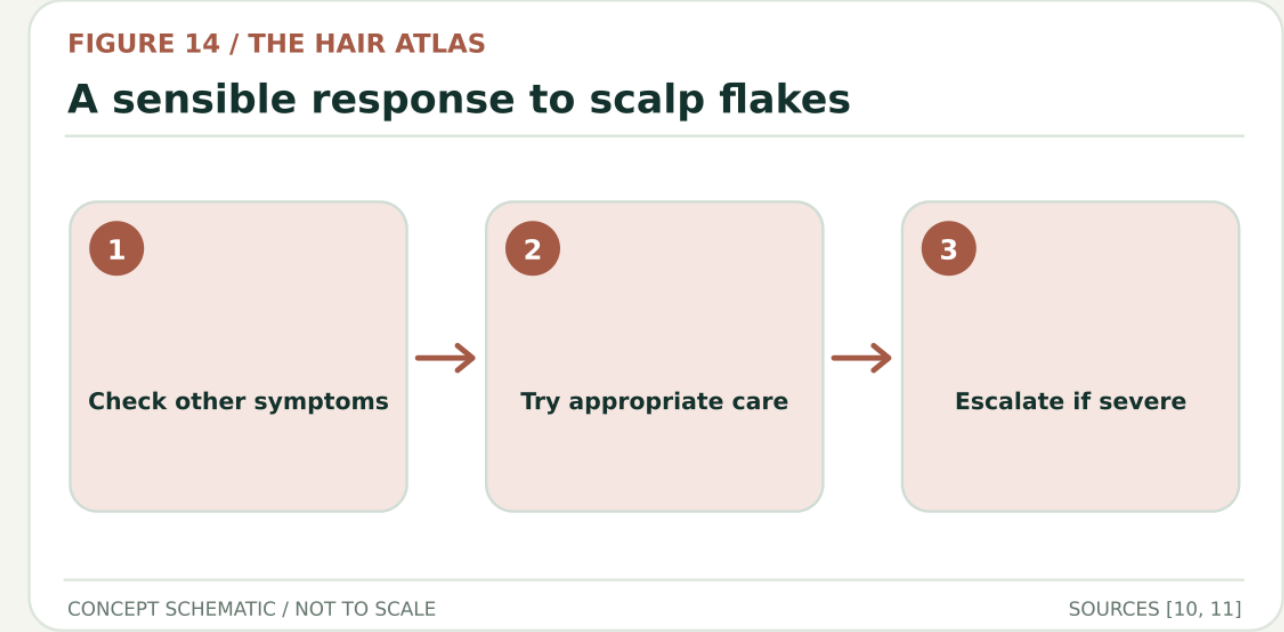

For ordinary dandruff, a suitable medicated shampoo used according to directions may help. Severe redness, pain, sores or patchy loss call for clinician review rather than a stronger scrubbing routine.

Evidence references: [10], [11]

FOR WOMEN SPECIFICALLY

If you use wigs, extensions, head coverings or many styling products, consider how sweat, product residue and friction affect scalp access and comfort, without assuming those practices are inherently harmful.

PHOTO STUDY 15 / SCALP FLAKES

A scalp symptom map



WHAT TO LOOK FOR

Arrange care for severe itching, redness, pain, swelling, infection signs or patchy hair loss. A child with scaly hair loss needs clinical review.

PHOTO INTEGRITY

AI generated photographic illustration, not an image of a documented patient or a diagnostic reference. Natural variation is expected, and clinical findings require professional assessment.

Look beyond the claim

FIGURE 15 / THE HAIR ATLAS

A scalp symptom map

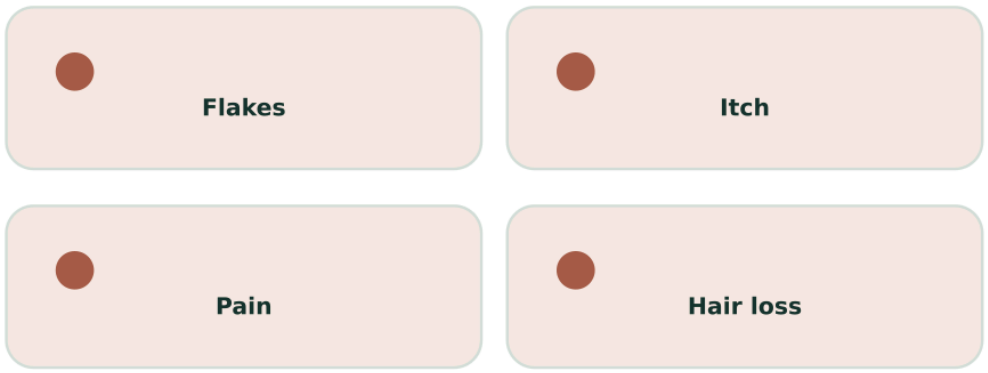

CONCEPT SCHEMATIC / NOT TO SCALE

SOURCES [1, 10]

This is a checklist of features to report, not a diagnosis grid. Painful inflammatory change and hair loss deserve prompt evaluation even when flaking seems familiar.

Evidence references: [1], [10]

A MYTH TO LEAVE BEHIND

Every flake is not a sign of poor hygiene. Scrubbing harder can make an irritated scalp feel worse.

WHEN TO GET HELP

Arrange care for severe itching, redness, pain, swelling, infection signs or patchy hair loss. A child with scaly hair loss needs clinical review.

This is general education, not a diagnosis. Persistent or rapid change deserves individual assessment.

PHOTO STUDY 16 / SCALP COMFORT

How a product can become a problem



WHAT TO LOOK FOR

Record the timing of itch or stinging after a new shampoo, dye, adhesive, oil, helmet or styling product. Look for redness, swelling, scaling or bumps.

PHOTO INTEGRITY

AI generated photographic illustration, not an image of a documented patient or a diagnostic reference. Natural variation is expected, and clinical findings require professional assessment.

06 SCALP COMFORT

Why is my scalp oily or sensitive?

WHAT MAY BE GOING ON

Oil production, sweat, product buildup and irritation are different processes that can occur together. A fragranced product or dye may provoke contact dermatitis in a susceptible person. Tightness and burning are not signs that a treatment must be working. Scalp comfort is a useful outcome in its own right.

FIGURE 16 / THE HAIR ATLAS

How a product can become a problem

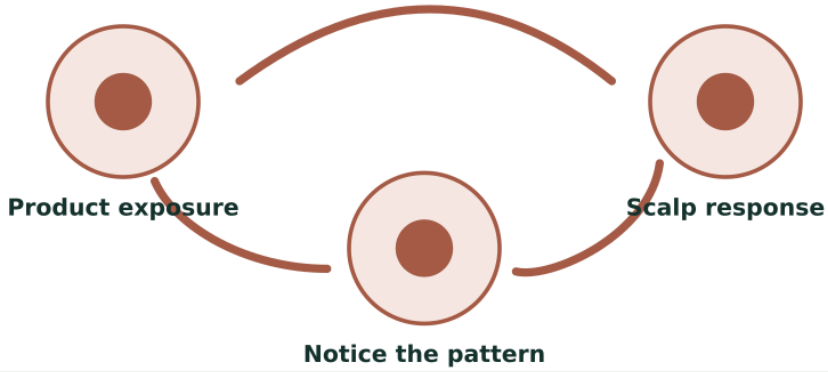

CONCEPT SCHEMATIC / NOT TO SCALE

SOURCES [2, 10]

Some reactions follow contact with a specific product or its ingredients. Not all irritation is allergic, and timing is useful context for assessment, not proof of a culprit.

Evidence references: [2], [10]

NOTICE THIS

Record the timing of itch or stinging after a new shampoo, dye, adhesive, oil, helmet or styling product. Look for redness, swelling, scaling or bumps.

PHOTO STUDY 17 / SCALP COMFORT

The careful product review



WHAT TO LOOK FOR

Stop a product that provokes a reaction, simplify the routine and use gentle cleansing appropriate to your needs. Consider an evaluation if symptoms recur. Ask about allergy testing after suspected product reactions.

PHOTO INTEGRITY

AI generated photographic illustration, not an image of a documented patient or a diagnostic reference. Natural variation is expected, and clinical findings require professional assessment.

What you can do next

USEFUL NEXT STEP

Stop a product that provokes a reaction, simplify the routine and use gentle cleansing appropriate to your needs. Consider an evaluation if symptoms recur. Ask about allergy testing after suspected product reactions.

FIGURE 17 / THE HAIR ATLAS

The careful product review



CONCEPT SCHEMATIC / NOT TO SCALE SOURCES [10]

Avoid trying several new products at once when the scalp is already reacting. Keep packaging or ingredient details to discuss with a pharmacist or dermatologist if symptoms recur.

Evidence references: [10]

FOR WOMEN SPECIFICALLY

Color services, adhesives and multi product styling can make it difficult to identify a trigger. Keep product names or packaging when seeking advice.

PHOTO STUDY 18 / SCALP COMFORT

Comfort is an outcome worth tracking



WHAT TO LOOK FOR

Seek urgent medical help for facial or throat swelling, breathing difficulty or a severe allergic reaction. Promptly assess persistent sores, pus or painful lesions.

PHOTO INTEGRITY

AI generated photographic illustration, not an image of a documented patient or a diagnostic reference. Natural variation is expected, and clinical findings require professional assessment.

Look beyond the claim

FIGURE 18 / THE HAIR ATLAS

Comfort is an outcome worth tracking



CONCEPT SCHEMATIC / NOT TO SCALE

SOURCES [2, 10]

No burning sensation is required to prove that a hair product works. Comfort, scalp appearance and symptom timing can all matter alongside hair appearance.

Evidence references: [2], [10]

A MYTH TO LEAVE BEHIND

More cleansing is not always better, and tolerating a burning sensation is not a necessary step toward stronger hair.

WHEN TO GET HELP

Seek urgent medical help for facial or throat swelling, breathing difficulty or a severe allergic reaction. Promptly assess persistent sores, pus or painful lesions.

This is general education, not a diagnosis. Persistent or rapid change deserves individual assessment.

PHOTO STUDY 19 / STYLING AND ENVIRONMENT

Three everyday exposures



WHAT TO LOOK FOR

Does a style cause pain, bumps or a pulling sensation? Do ends feel more fragile after sun, swimming or heat? Is the scalp exposed for long periods outdoors?

PHOTO INTEGRITY

AI generated photographic illustration, not an image of a documented patient or a diagnostic reference. Natural variation is expected, and clinical findings require professional assessment.

07 STYLING AND ENVIRONMENT

Are my styling habits hurting hair?

WHAT MAY BE GOING ON

Repeated tension can contribute to traction alopecia, particularly around the hairline. High heat and chemicals weaken fibers. Ultraviolet light can contribute to weathering of exposed hair, while swim chemicals and repeated wetting can increase roughness. Sun protection is also important for exposed scalp skin. None of these exposures explains every type of loss.

FIGURE 19 / THE HAIR ATLAS

Three everyday exposures

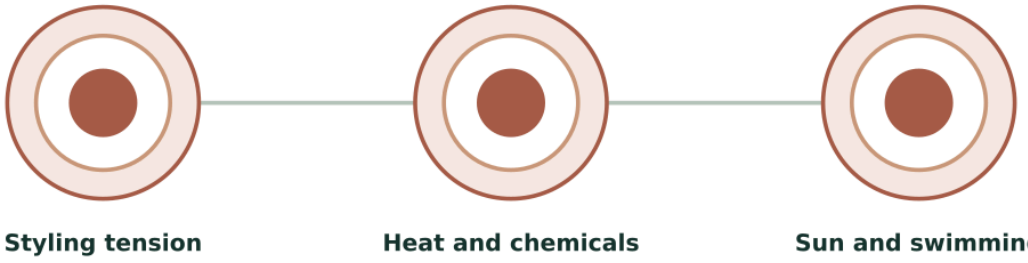

Factors can coexist

CONCEPT SCHEMATIC / NOT TO SCALE

SOURCES [6, 7, 13]

Repeated pulling can harm follicles at the hairline. Heat, chemical processing and some environmental exposures can weather the fiber. These pathways are distinct and should not be combined into a single claim about permanent hair loss.

Evidence references: [6], [7], [13]

NOTICE THIS

Does a style cause pain, bumps or a pulling sensation? Do ends feel more fragile after sun, swimming or heat? Is the scalp exposed for long periods outdoors?

PHOTO STUDY 20 / STYLING AND ENVIRONMENT

Protect the fiber without extremes



WHAT TO LOOK FOR

Choose lower tension styles, reduce high heat, rinse after swimming when practical and protect exposed scalp with shade, a suitable hat or sunscreen where appropriate. Introduce one habit change you can keep.

PHOTO INTEGRITY

AI generated photographic illustration, not an image of a documented patient or a diagnostic reference. Natural variation is expected, and clinical findings require professional assessment.

What you can do next

USEFUL NEXT STEP

Choose lower tension styles, reduce high heat, rinse after swimming when practical and protect exposed scalp with shade, a suitable hat or sunscreen where appropriate. Introduce one habit change you can keep.

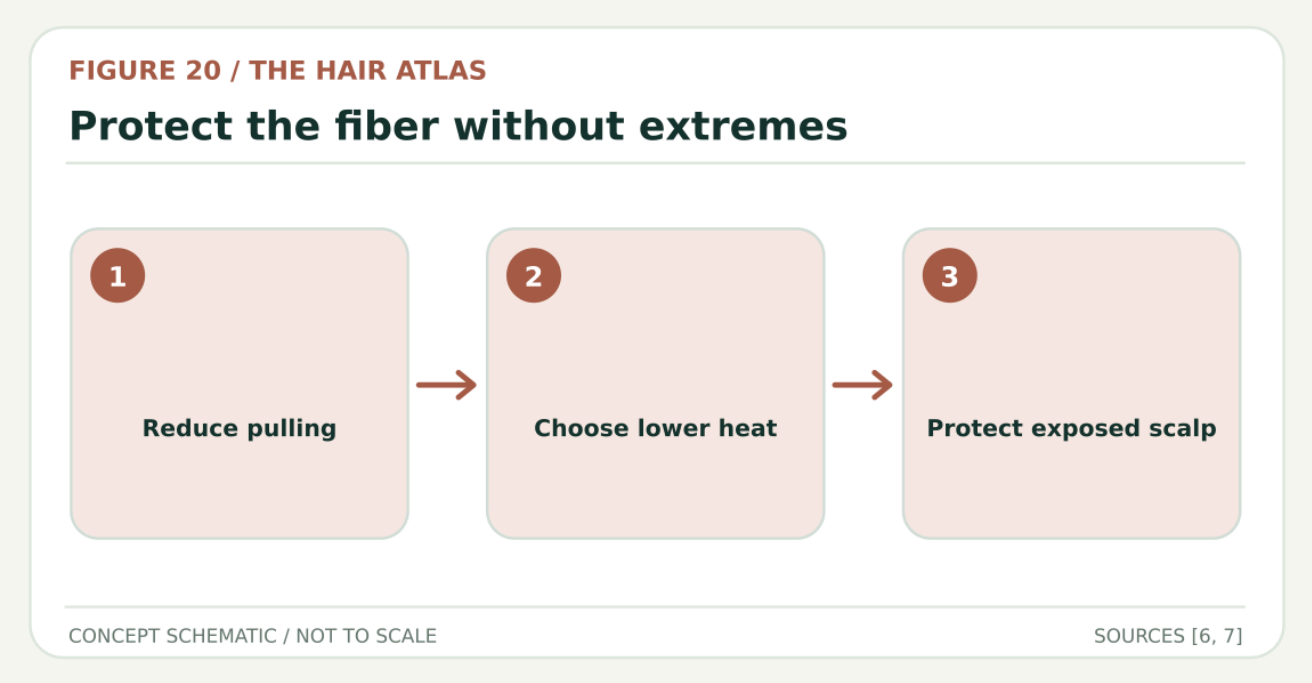

Protective care can be practical: loosen styles that hurt, limit repeated high heat and protect skin from sun exposure. An everyday hat is not established as a cause of hereditary pattern baldness.

Evidence references: [6], [7]

FOR WOMEN SPECIFICALLY

Braids, weaves, extensions and buns can be worn more gently when tension and wear duration are considered. Keep the hairline and scalp comfort central to decisions.

PHOTO STUDY 21 / STYLING AND ENVIRONMENT

Fiber exposure and scalp exposure



WHAT TO LOOK FOR

Seek assessment for persistent edge recession, broken hair at the hairline, tender bumps or bare patches. Early traction changes may be reversible, but longstanding scarring may not be.

PHOTO INTEGRITY

AI generated photographic illustration, not an image of a documented patient or a diagnostic reference. Natural variation is expected, and clinical findings require professional assessment.

Look beyond the claim

FIGURE 21 / THE HAIR ATLAS

Fiber exposure and scalp exposure

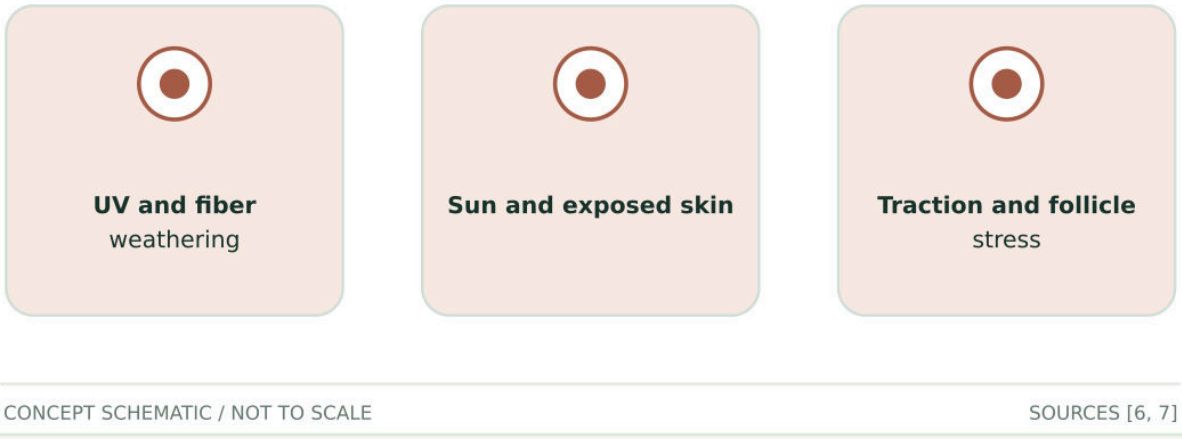

CONCEPT SCHEMATIC / NOT TO SCALE

SOURCES [6, 7]

Different targets require different protective choices. Research on ultraviolet effects in a hair fiber does not, by itself, prove sun causes permanent loss of scalp follicles.

Evidence references: [6], [7]

A MYTH TO LEAVE BEHIND

A style is not protective just because it is named protective. If it hurts or pulls, it needs changing.

WHEN TO GET HELP

Seek assessment for persistent edge recession, broken hair at the hairline, tender bumps or bare patches. Early traction changes may be reversible, but longstanding scarring may not be.

This is general education, not a diagnosis. Persistent or rapid change deserves individual assessment.

PHOTO STUDY 22 / AGING

Color and texture are different traits



WHAT TO LOOK FOR

Notice whether the change is gradual or sudden, whether a chemical service preceded it, and whether there are other symptoms such as patchy loss or scalp inflammation.

PHOTO INTEGRITY

AI generated photographic illustration, not an image of a documented patient or a diagnostic reference. Natural variation is expected, and clinical findings require professional assessment.

08 AGING

Can gray hair or texture changes be reversed?

WHAT MAY BE GOING ON

Hair pigment and fiber characteristics can change across the lifespan. Genetics and age are major contributors to graying; illness, medication or deficiency sometimes affects appearance. Commercial promises to reverse ordinary age related graying permanently outrun the evidence. Color is a personal choice, not a marker of hair health.

FIGURE 22 / THE HAIR ATLAS

Color and texture are different traits

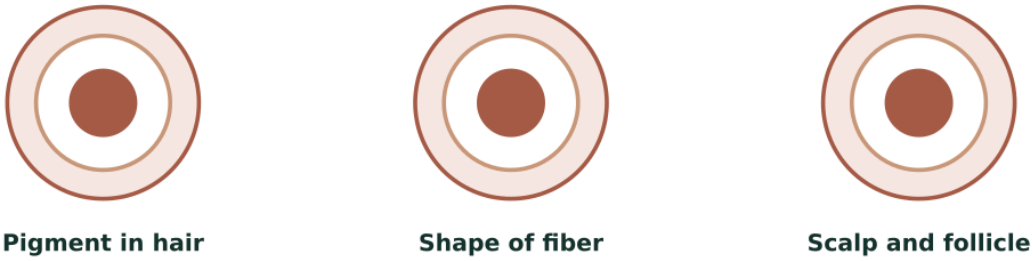

CONCEPT SCHEMATIC / NOT TO SCALE

SOURCES [1, 2]

Gray color, coarse feel and hair density should not be treated as interchangeable. A pigment change does not necessarily mean the follicle has stopped growing hair.

Evidence references: [1], [2]

NOTICE THIS

Notice whether the change is gradual or sudden, whether a chemical service preceded it, and whether there are other symptoms such as patchy loss or scalp inflammation.

PHOTO STUDY 23 / AGING

Respond to a changing appearance



WHAT TO LOOK FOR

Focus on fiber care and scalp health. If you color, follow product safety instructions and stop if irritation develops. Seek professional advice for abrupt or unusual changes rather than buying a supplement based on pigment claims.

PHOTO INTEGRITY

AI generated photographic illustration, not an image of a documented patient or a diagnostic reference. Natural variation is expected, and clinical findings require professional assessment.

What you can do next

USEFUL NEXT STEP

Focus on fiber care and scalp health. If you color, follow product safety instructions and stop if irritation develops. Seek professional advice for abrupt or unusual changes rather than buying a supplement based on pigment claims.

FIGURE 23 / THE HAIR ATLAS

Respond to a changing appearance

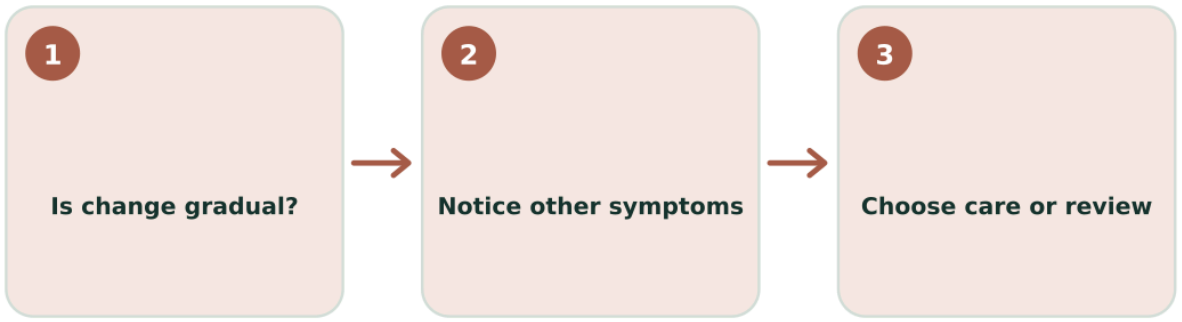

CONCEPT SCHEMATIC / NOT TO SCALE

SOURCES [2, 13]

Gradual graying usually differs from a sudden new scalp or shedding problem. Color treatment is an optional cosmetic choice; irritation after coloring needs attention.

Evidence references: [2], [13]

FOR WOMEN SPECIFICALLY

Perimenopause and menopause can overlap with texture, density and scalp changes. Consider more than one cause before assigning everything to hormones.

PHOTO STUDY 24 / AGING

Separate marketing claims from proof



WHAT TO LOOK FOR

Seek review for sudden texture changes with marked shedding, new patchy loss or systemic symptoms.

PHOTO INTEGRITY

AI generated photographic illustration, not an image of a documented patient or a diagnostic reference. Natural variation is expected, and clinical findings require professional assessment.

Look beyond the claim

FIGURE 24 / THE HAIR ATLAS

Separate marketing claims from proof



Study design and human outcomes matter

CONCEPT SCHEMATIC / NOT TO SCALE SOURCES [2, 12]

A cell or animal experiment about pigment biology is not proof that a consumer product reliably reverses ordinary graying in humans. Results must be assessed for the population and outcome studied.

Evidence references: [2], [12]

A MYTH TO LEAVE BEHIND

Gray hair is not inherently weaker in every person, and there is no well established consumer treatment that reliably restores natural pigment for ordinary graying.

WHEN TO GET HELP

Seek review for sudden texture changes with marked shedding, new patchy loss or systemic symptoms.

This is general education, not a diagnosis. Persistent or rapid change deserves individual assessment.

PHOTO STUDY 25 / GROWTH EXPECTATIONS

Growth is not the same as visible length



WHAT TO LOOK FOR

Define the real goal: less shedding, thicker looking roots, fewer broken ends, greater length or a more comfortable scalp. These require different approaches and different measures of success.

PHOTO INTEGRITY

AI generated photographic illustration, not an image of a documented patient or a diagnostic reference. Natural variation is expected, and clinical findings require professional assessment.

09 GROWTH EXPECTATIONS

How do I grow longer, fuller hair?

WHAT MAY BE GOING ON

Hair growth is slow and the rate varies by person and body site. A scalp follicle must be active for a treatment to influence growth. Length retention is a different goal: reducing breakage lets existing growth accumulate. Products that improve shine or volume may change appearance without increasing the number of follicles.

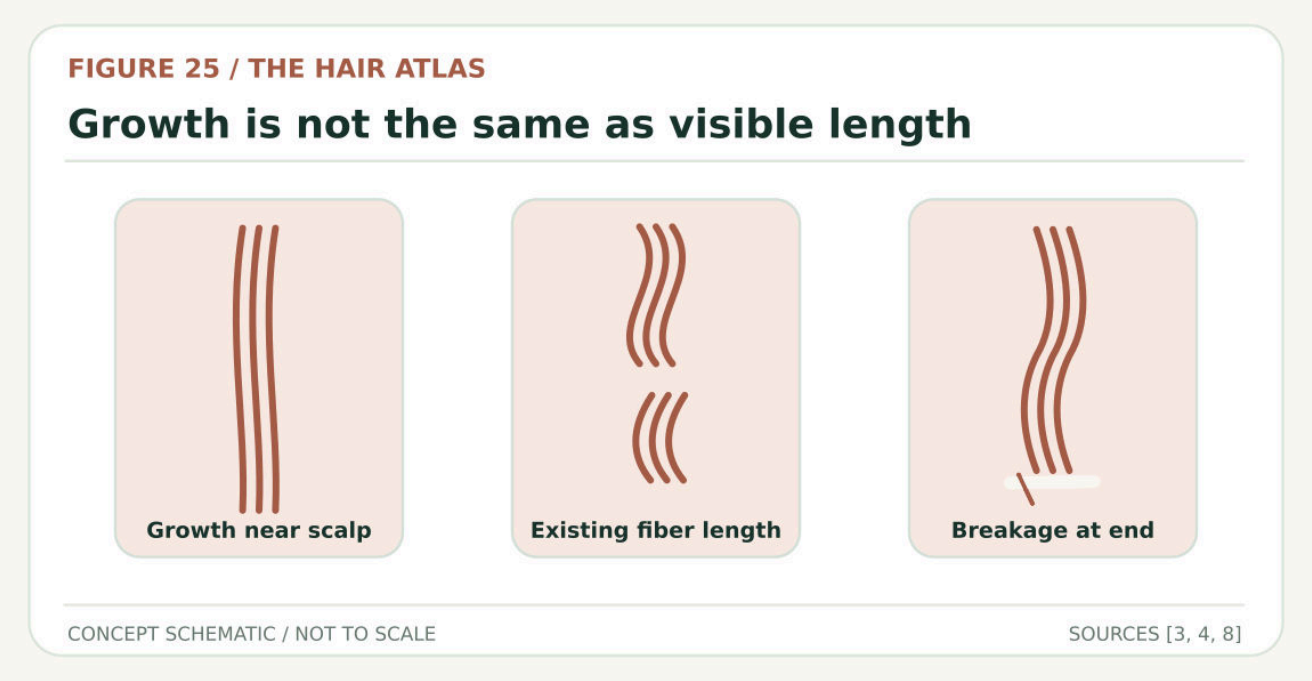

Hair grows from living follicles. The exposed fiber can be preserved and conditioned, but cosmetic changes do not create new follicles. Length goals and density goals require different ways of measuring progress.

Evidence references: [3], [4], [8]

NOTICE THIS

Define the real goal: less shedding, thicker looking roots, fewer broken ends, greater length or a more comfortable scalp. These require different approaches and different measures of success.

PHOTO STUDY 26 / GROWTH EXPECTATIONS

First define the actual goal



WHAT TO LOOK FOR

Address scalp disease or diagnosed hair loss early, protect fragile lengths and compare progress over months in consistent conditions. Ask for expected timelines, adverse effects and what happens when a treatment stops.

PHOTO INTEGRITY

AI generated photographic illustration, not an image of a documented patient or a diagnostic reference. Natural variation is expected, and clinical findings require professional assessment.

What you can do next

USEFUL NEXT STEP

Address scalp disease or diagnosed hair loss early, protect fragile lengths and compare progress over months in consistent conditions. Ask for expected timelines, adverse effects and what happens when a treatment stops.

FIGURE 26 / THE HAIR ATLAS

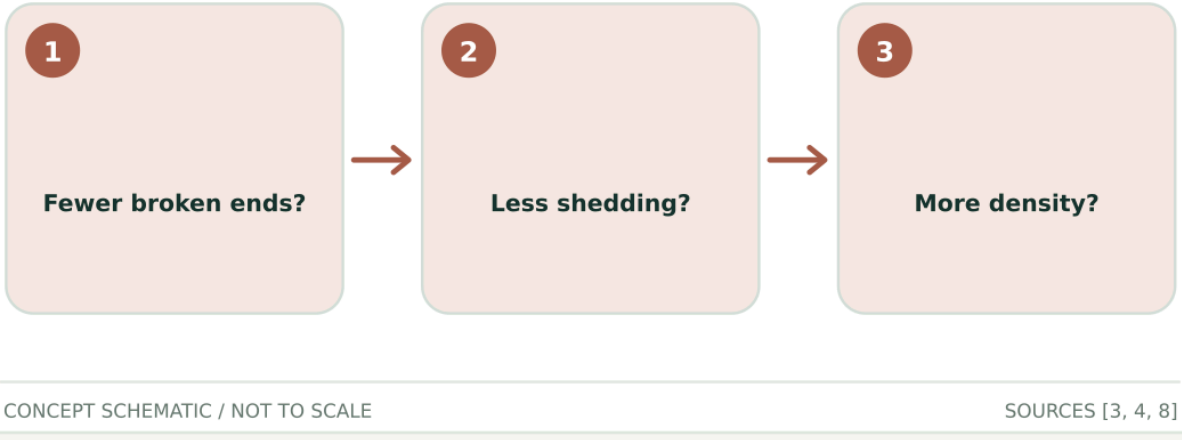

A visible cosmetic effect can be valuable, but do not mistake shine for hair regrowth. Name the outcome you care about before judging a treatment claim.

Evidence references: [3], [4], [8]

FOR WOMEN SPECIFICALLY

Aiming for longer hair and managing pattern thinning are separate projects. For diagnosed female pattern loss, topical minoxidil is one evidence supported option, but pregnancy and breastfeeding precautions matter.

PHOTO STUDY 27 / GROWTH EXPECTATIONS

Expect months, not days



WHAT TO LOOK FOR

Do not delay diagnosis if density is visibly falling or the scalp has pain, scale, sores or patches.

PHOTO INTEGRITY

AI generated photographic illustration, not an image of a documented patient or a diagnostic reference. Natural variation is expected, and clinical findings require professional assessment.

Look beyond the claim

FIGURE 27 / THE HAIR ATLAS

Expect months, not days

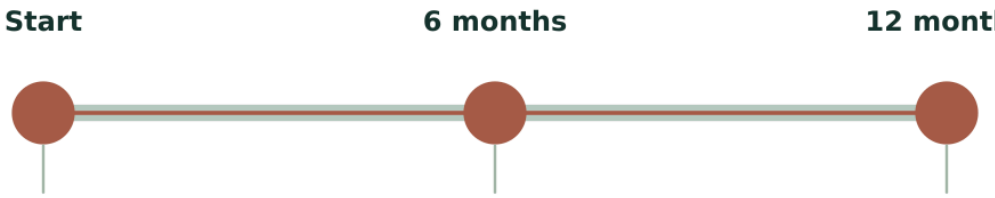

Clinical response is assessed over months

No outcome curve or individual result is implied

CONCEPT SCHEMATIC / NOT TO SCALE SOURCES [3, 4]

AAD guidance notes that benefits from minoxidil for pattern hair loss usually require about 6 to 12 months to evaluate. Progress varies and stopping treatment can reverse benefits. Discuss what is appropriate for your diagnosis.

Evidence references: [3], [4]

A MYTH TO LEAVE BEHIND

Instant regrowth, guaranteed density and dramatic results in days are not credible claims for ordinary hair growth treatments.

WHEN TO GET HELP

Do not delay diagnosis if density is visibly falling or the scalp has pain, scale, sores or patches.

This is general education, not a diagnosis. Persistent or rapid change deserves individual assessment.

PHOTO STUDY 28 / WHOLE PERSON

Hair reflects more than one influence



WHAT TO LOOK FOR

Consider recent rapid weight changes, restrictive diets, digestive illness, heavy bleeding, medications and major life events. Separate the story of your life from a product advertisement.

PHOTO INTEGRITY

AI generated photographic illustration, not an image of a documented patient or a diagnostic reference. Natural variation is expected, and clinical findings require professional assessment.

10 WHOLE PERSON

Will food, sleep or supplements fix it?

WHAT MAY BE GOING ON

Severe dietary restriction, some nutrient deficiencies, illness and major stress can affect hair. But healthy people do not automatically grow more hair by taking extra vitamins. Evidence for many marketed hair supplements is limited, and excess intake of some nutrients can cause harm. Sleep and stress management support wellbeing, but should not be sold as cures for genetic or inflammatory loss.

FIGURE 28 / THE HAIR ATLAS

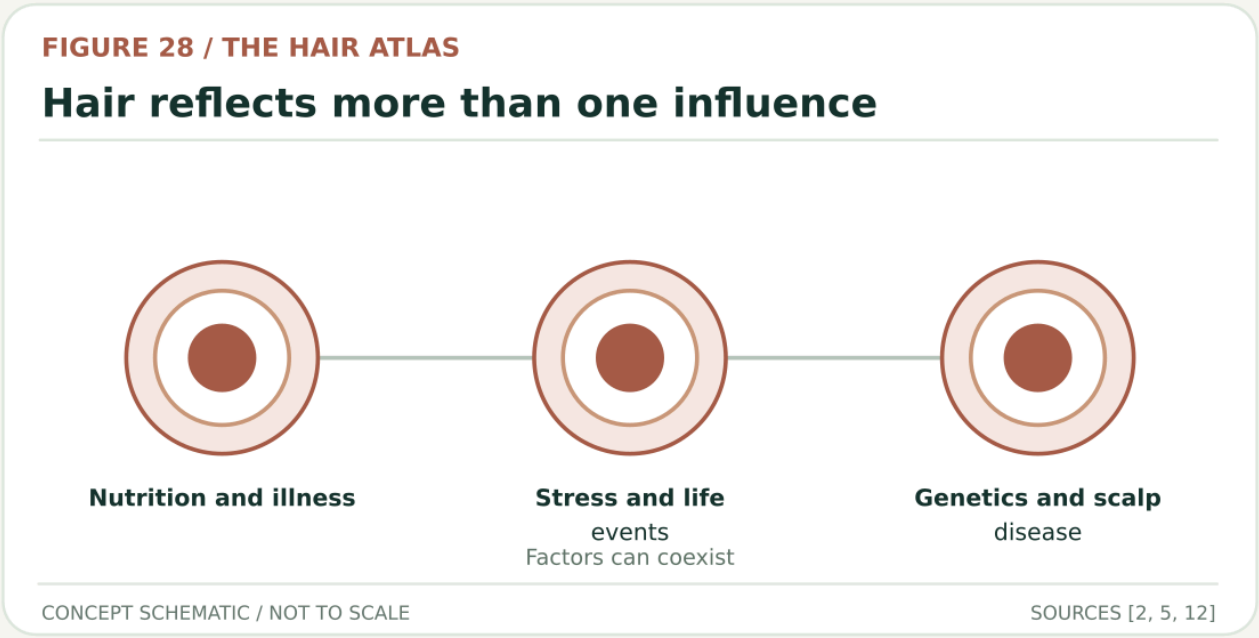

Whole person factors can influence hair, but their contribution varies. Good nutrition and sleep support health without automatically reversing inherited or inflammatory hair loss.

Evidence references: [2], [5], [12]

NOTICE THIS

Consider recent rapid weight changes, restrictive diets, digestive illness, heavy bleeding, medications and major life events. Separate the story of your life from a product advertisement.

PHOTO STUDY 29 / WHOLE PERSON

A targeted nutrition question



WHAT TO LOOK FOR

Eat enough and aim for varied, adequate nutrition. Discuss possible deficiencies and targeted tests with a clinician when history suggests a reason. Share every supplement you take, especially biotin, before laboratory testing.

PHOTO INTEGRITY

AI generated photographic illustration, not an image of a documented patient or a diagnostic reference. Natural variation is expected, and clinical findings require professional assessment.

What you can do next

USEFUL NEXT STEP

Eat enough and aim for varied, adequate nutrition. Discuss possible deficiencies and targeted tests with a clinician when history suggests a reason. Share every supplement you take, especially biotin, before laboratory testing.

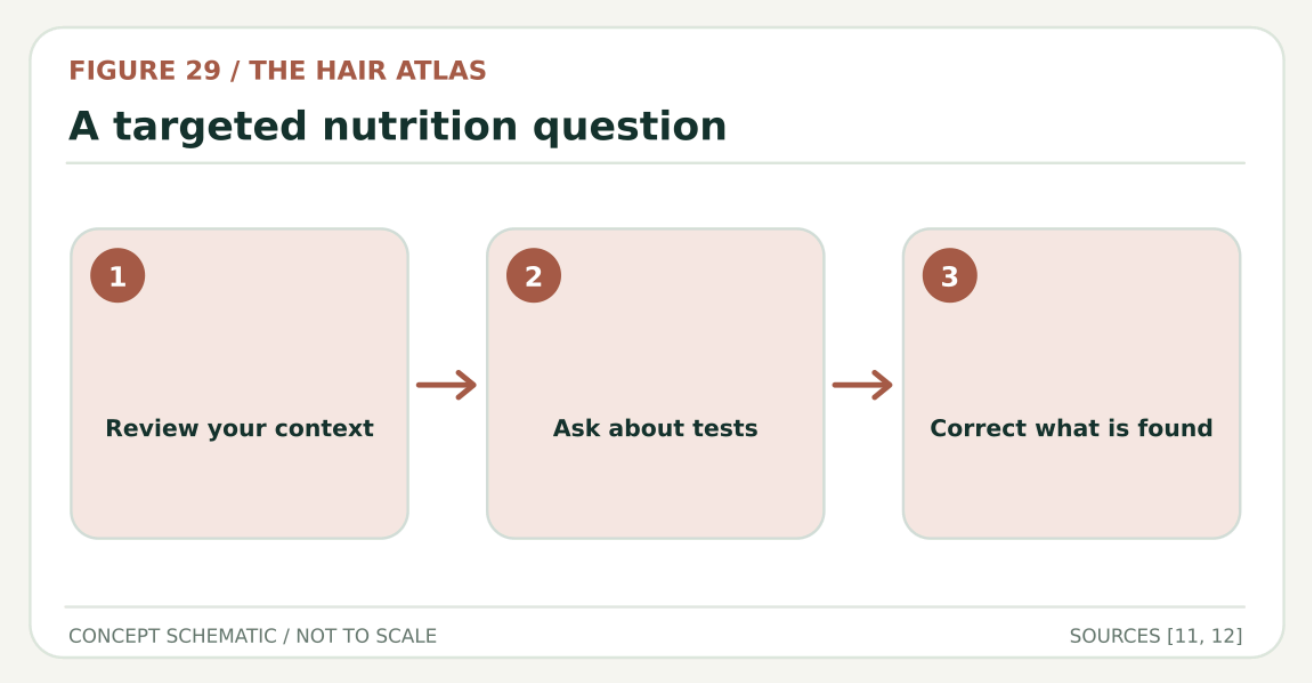

An appropriate test may be useful when history points to a deficiency. High dose supplements for everyone are neither a substitute for diagnosis nor reliably helpful.

Evidence references: [11], [12]

FOR WOMEN SPECIFICALLY

Heavy menstrual bleeding, postpartum changes and dietary restriction may guide the discussion about iron status and other causes. Do not start iron supplements solely because hair is shedding.

PHOTO STUDY 30 / WHOLE PERSON

A lab result can be distorted



WHAT TO LOOK FOR

Seek individual care for significant weight loss, fatigue, other systemic symptoms or ongoing hair loss instead of self prescribing high dose supplements.

PHOTO INTEGRITY

AI generated photographic illustration, not an image of a documented patient or a diagnostic reference. Natural variation is expected, and clinical findings require professional assessment.

Look beyond the claim

FIGURE 30 / THE HAIR ATLAS

A lab result can be distorted

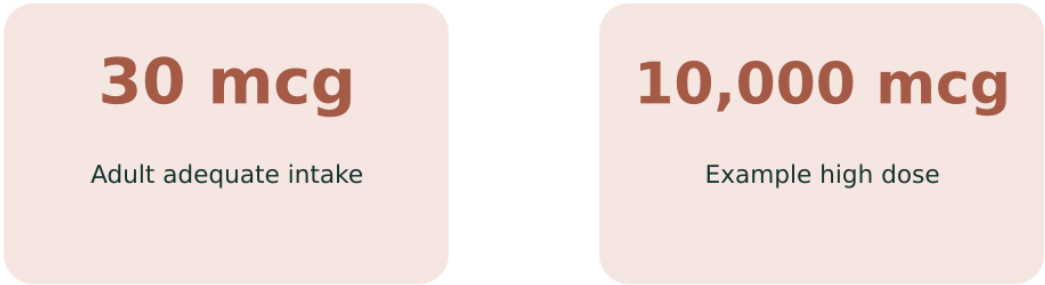

Two amounts, not a supplement recommendation

CONCEPT SCHEMATIC / NOT TO SCALE SOURCES [12]

NIH lists 30 micrograms per day as the adequate intake of biotin for most adults, while some supplements provide milligram quantities, such as 10 milligrams or 10,000 micrograms. This comparison is illustrative, not a recommended supplement choice. High doses can interfere with some laboratory tests.

Evidence references: [12]

A MYTH TO LEAVE BEHIND

More biotin is not automatically better. High dose biotin can interfere with some laboratory tests, including tests used in important medical decisions.

WHEN TO GET HELP

Seek individual care for significant weight loss, fatigue, other systemic symptoms or ongoing hair loss instead of self prescribing high dose supplements.

This is general education, not a diagnosis. Persistent or rapid change deserves individual assessment.

Eight claims to question

Not every confident statement about hair deserves confidence. Here is how to slow down a sales claim.

CLAIM

A shampoo can cure every kind of hair loss

Different conditions affect the hair shaft, scalp or follicle. Diagnosis determines what helps. [1] [2]

CLAIM

If hair sheds, the follicle is dead

Shedding and permanent follicle destruction are not the same process. [1] [5]

CLAIM

A painful hairstyle is worth it

Pain and pulling are reasons to loosen or change the style. [7]

CLAIM

Every flake means a dirty scalp

Dandruff and inflammatory skin conditions are not hygiene verdicts. [10]

CLAIM

One supplement works for everyone

Deficiencies, excess intake and interactions differ. More is not always safer. [12]

CLAIM

If it shines, it has regrown

Cosmetic shine, strand protection and follicle growth are different outcomes. [6] [8]

CLAIM

It is too late to ask for help

An assessment can still clarify options, comfort, expectations and prevention. [2] [3] [4]

CLAIM

A product must sting to work

Burning may indicate irritation or allergy and deserves attention. [2] [10]

A conversation worth having

BRING USEFUL CONTEXT

When the change started, a few photos in similar light, medicines and supplements, major health or lifestyle changes, and any products that caused a reaction.

QUESTION 01

What is the leading diagnosis, and what else could resemble it?

QUESTION 02

Is this loss from the follicle, breakage of the fiber, or both?

QUESTION 03

Are there signs of scalp inflammation or scarring?

QUESTION 04

Would an examination or targeted tests change management?

QUESTION 05

Which treatments have clinical evidence for my diagnosis?

QUESTION 06

What are the downsides, costs, timeframes and maintenance needs?

QUESTION 07

Could any medicines, supplements or recent events matter?

QUESTION 08

When should we review progress, and what counts as success?

One page to notice change

Once a month is enough for many people. If tracking raises anxiety, skip it and take this page to a clinician instead.

DATE AND CONTEXT

What did you first notice and when?

AREA OF CONCERN

Scalp, shedding, density, color, length or breakage?

WHAT ELSE CHANGED

Illness, life events, products, work, sun, nutrition or medicine?

ONE SMALL ACTION

What did you try, and how did it feel?

WHAT I WANT TO ASK

What would help me understand this better?

A REASSURING REMINDER

Your hair is not an exam you must pass. Observation should help you make decisions, not turn a natural variation into a daily worry.

Sources and reading

Numbers in each figure and chapter refer to these public sources. Clinical guidance is not the same as a promise that an intervention will help every person.

[01] AMERICAN ACADEMY OF DERMATOLOGY

Hair loss: signs and symptoms

aad.org/public/diseases/hair-loss/insider/begin

[02] AMERICAN ACADEMY OF DERMATOLOGY

Hair loss: who gets and causes

aad.org/public/diseases/hair-loss/causes/18-causes

[03] AMERICAN ACADEMY OF DERMATOLOGY

Female pattern hair loss

aad.org/public/diseases/hair-loss/types/female-pattern

[04] AMERICAN ACADEMY OF DERMATOLOGY

Male pattern hair loss and treatment

aad.org/public/diseases/hair-loss/treatment/male-pattern-hair-loss-treatment

[05] AMERICAN ACADEMY OF DERMATOLOGY

Hair shedding versus hair loss

aad.org/public/diseases/hair-loss/insider/shedding

[06] AMERICAN ACADEMY OF DERMATOLOGY

Hair styling without damage

aad.org/public/diseases/hair-loss/hair-care/styling

[07] AMERICAN ACADEMY OF DERMATOLOGY

Hairstyles that pull and traction alopecia

aad.org/public/diseases/hair-loss/causes/hairstyles

[08] AMERICAN ACADEMY OF DERMATOLOGY

Hair loss: tips for managing

aad.org/public/diseases/hair-loss/treatment/tips

[09] AMERICAN ACADEMY OF DERMATOLOGY

Hair loss after childbirth

aad.org/public/diseases/hair-loss/insider/new-moms

Sources and reading

[10] NATIONAL HEALTH SERVICE

Dandruff: causes and when to get help

nhs.uk/conditions/dandruff/

[11] NATIONAL HEALTH SERVICE

Hair loss

nhs.uk/conditions/hair-loss/

[12] NIH OFFICE OF DIETARY SUPPLEMENTS

Biotin consumer fact sheet

ods.od.nih.gov/factsheets/biotin-consumer/

[13] AMERICAN ACADEMY OF DERMATOLOGY

10 habits that can damage hair

aad.org/public/everyday-care/hair-scalp-care/hair/habits-that-damage-hair

[14] CDC

Clear Communication Index

cdc.gov/ccindex/tool/how-to-use.html

[15] AHRQ

Health Literacy Universal Precautions Toolkit, Third Edition

ahrq.gov/health-literacy/improve/precautions/toolkit.html

[16] AHRQ

Make Action Plans, Tool 15

ahrq.gov/health-literacy/improve/precautions/tool15.html

[17] W3C

Web Content Accessibility Guidelines 2.2

w3.org/TR/WCAG22/

[18] AMERICAN ACADEMY OF DERMATOLOGY

Hair loss overview and typical shedding range

aad.org/public/diseases/hair-loss/causes/fall-out

Better questions are a form of progress

The purpose of this atlas is not to turn every hair into a measurement. It is to give you a calmer way to think about changes that matter to you.

REMEMBER THE DISTINCTION

Scalp, hair fibers and follicles are related, but they are not the same thing. Recognizing which question you are facing is often the beginning of useful care.

WHAT COMES NEXT

You can use these pages as a reference, share them with someone who has questions, or take your observations to a qualified clinician. A companion digital experience is being developed to help readers organize their goals and next steps. It will be optional, and this book will remain free.

EDITORIAL AND MEDICAL BOUNDARIES

This edition provides general health education. It does not diagnose disease, recommend individual medication, guarantee hair growth or substitute for care from a qualified professional. Medical and formal accessibility signoff should precede institutional distribution.

Illustrated reader edition. Evidence and editorial review: 22 November 2026.